

# HOW TO USE

We offer different packages ranging from 50 to 20,000 pupae, in recyclable boxes ready for use (XS, S, M, L, and XL).

Boost Pollination Efficiency

Field-Proven

Long Shelf Life

Eco-Friendly

Biodiversity

Non-Aggressive

Higher Crop Yields

Better Harvest Quality

Ready-To-Use



 [store.polyfly.com](https://store.polyfly.com)

Already a customer?  
Place your order here



1

## Polyfly Formats



Recyclable cardboard boxes

 **GOLDFLY**  **QUEENFLY**



**XL**

 20.000  
 10.000



**L**

 5.000  
 2.500



**M**

 1.000  
 500

**S**

 200  
 100

**XS**

 100  
 50

  
**POLYFLY**

2

## Emergence

Pupae to adult



14°C 4-7 days

30°C 2-5 days

12°C 5-10 days

24°C 3-7 days

Emergence of adults according to temperature.  
Pollinating activity starts within 36 hours after emergence.



 **GOLDFLY**  
*Eristalinus aeneus*



 **QUEENFLY**  
*Eristalis tenax*

3

## Instructions

Follow the recommendations



Avoid storing boxes in extreme heat or cold.



Avoid direct exposure to rain or overhead irrigation systems.



Protect from direct sunlight and UV radiation.



Do not place heavy objects on top of hoverfly boxes.



Leave space between boxes for hoverfly emergence.

## FLYING NATURAL POLLINATION

4

## Pollination

Tips during pollination



Birds might try to feed on the pupae.



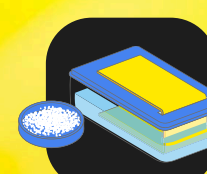
Hang boxes out of reach of predators.



Sensitivity to pesticides and other chemicals.



Some hoverflies might get caught in sticky traps.



Provide water and sugar after the emergence.



Website  
**Polyfly.com**

## CONTACT US

Need more information?  
We're here to help.

 +34 604 953 378

 [info@polyfly.com](mailto:info@polyfly.com)

